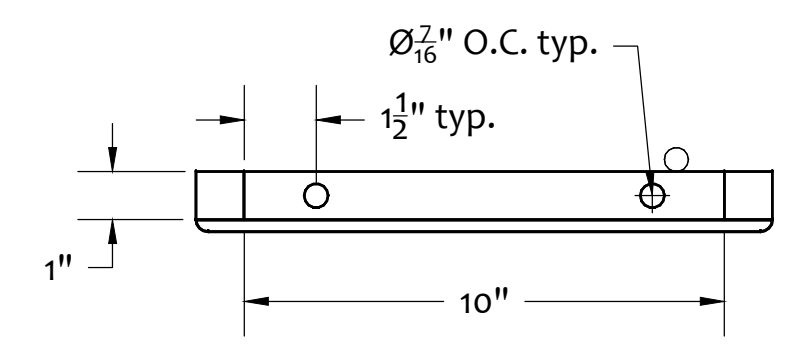



1
515

SL / SR Walls
General Notes

- FRAME: 1"x1"x.065" Box Tube Ladder Truss - Weld all fillets and back joints
3/4" x .065" Mech Tube fillet welded to back face
Flush fill all tube ends with 2x Pine and construction adhesive
- FACE: 1/4" MDF, use construction adhesive and T-Nails
Fill and sand all seams and nail holes
1/8" roundover all edges



5
515

Truss Frame - Typ.
Side View

Make [28] total
Material - 1"x1"x.065 Box Tube

3" = 1'-0"

2
515

SL / SR Walls
SR Rear View

1/2" = 1'-0"

Build [2] total - [1] as shown (SR), [1] R&R (SL)
Units hung from 3/8" lifting eyebolts shackled to dropped picks SL / SR
SL / SR walls will clamp to US Wall when in final position
All frames assembled with 2 3/4" x 3/8" bolts and lock washers
Frames will be wrapped in muslin at Load-In

3
515

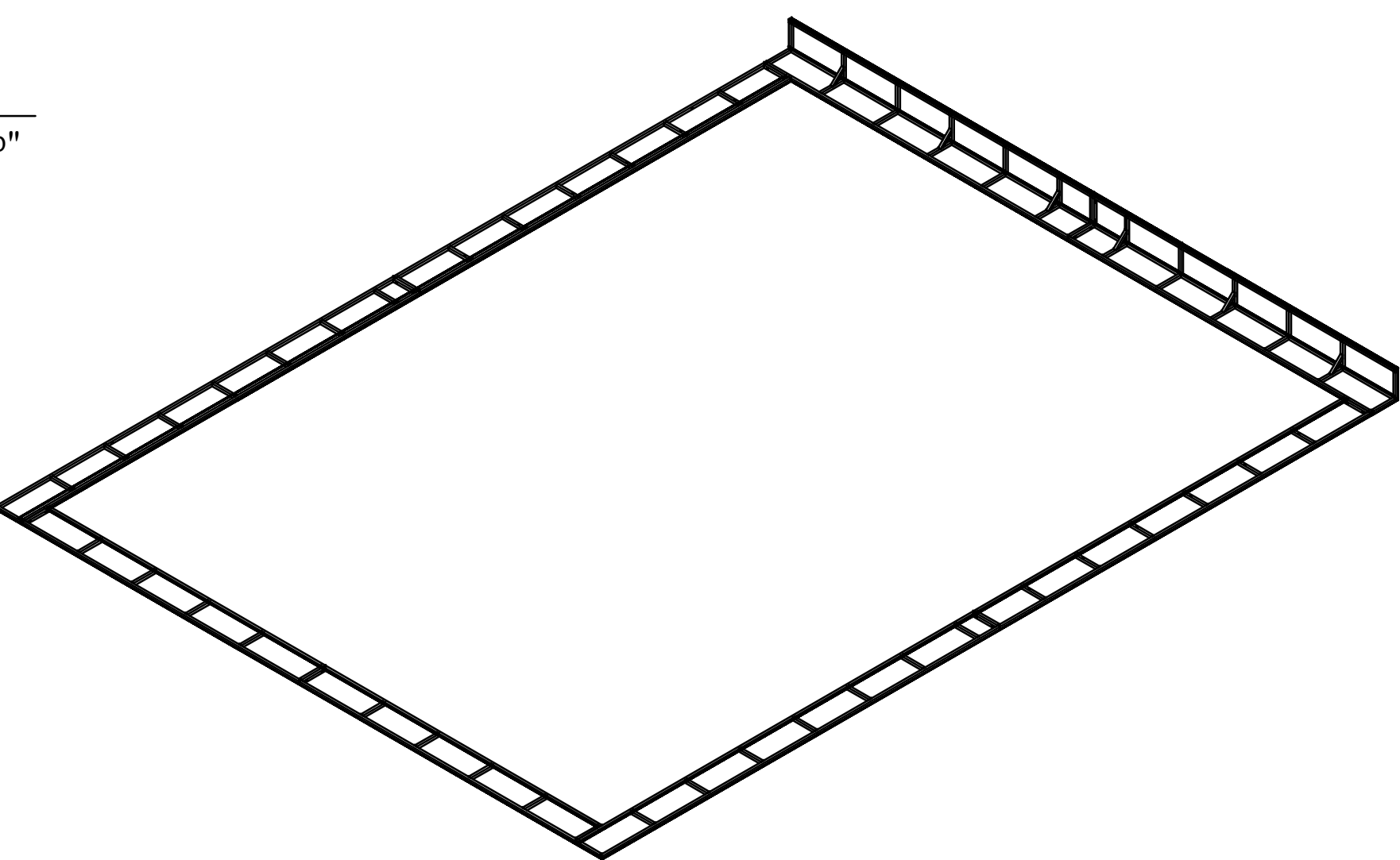
SL / SR Walls
SR Wall Side View

1/2" = 1'-0"

4
515

SL / SR Walls
Ground Plan View

1/2" = 1'-0"



6
515

SL / SR Walls
SW Isometric - SR Wall



YALE
REPERTORY
THEATRE
1120 CHAPEL ST.
NEW HAVEN, CT 06511

TECHNICAL DIRECTOR:
LT Gourzong

ASSISTANT TD:
Kevin Belcher
Dashiell Menard
Jon West

DIRECTOR:
Liz Diamond

DESIGNER:
Riccardo Hernandez

YRT4
Father Comes Home from the Wars
Parts 1, 2, 3

REV#	DATE	DESCRIPTION

UNIT:
Wall Surround

DESCRIPTION:
SL / SR Walls Overview

VENUE:
University Theater

PRD #:
YRT4

DATE:
01.22.18

DRAFTED BY:
JWW

SCALE:
AS NOTED

UNIT #:
500

SHEET:

515
OF: _____